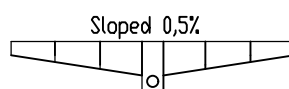
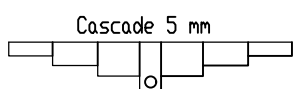
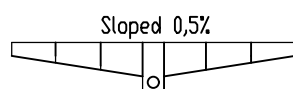
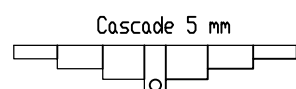


Channel with Grate E600

Channel with Grate E600 and vertical outlet 160



Article	H/h, mm	Weight kg
04300/310	310	104,8
04300/305	305	103,8
04300/300	300	102,9
04300/295	295	101,9
04300/290	290	100,9
04300/285	285	99,9
04300/280	280	98,9
04300/275	275	98,0
04300/270	270	97,0
04300/265	265	96,0
04300/260	260	95,0
04300/255	255	94,0
04300/250	250	93,0
04300/245	245	92,0
04300/240	240	90,9
04300/235	235	89,9
04300/230	230	88,9
04300/225	225	87,9
04300/220	220	86,9
04300/215	215	85,8
04300/210	210	84,8
04300/205	205	83,8
04300/200	200	82,8
04300/195	195	81,8
04300/190	190	80,7
04300/185	185	79,7

Article	H/h, mm	Weight kg
04300/310-305	310/305	104,4
04300/305-300	305/300	103,4
04300/300-295	300/295	102,4
04300/295-290	295/290	101,4
04300/290-285	290/285	100,5
04300/285-280	285/280	99,5
04300/280-275	280/275	98,5
04300/275-270	275/270	97,5
04300/270-265	270/265	96,5
04300/265-260	265/260	95,6
04300/260-255	260/255	94,6
04300/255-250	255/250	93,6
04300/250-245	250/245	92,5
04300/245-240	245/240	91,5
04300/240-235	240/235	90,5
04300/235-230	235/230	89,5
04300/230-225	230/225	88,5
04300/225-220	225/220	87,4
04300/220-215	220/215	86,4
04300/215-210	215/210	85,4
04300/210-205	210/205	84,4
04300/205-200	205/200	83,4
04300/200-195	200/195	82,3
04300/195-190	195/190	81,3
04300/190-185	190/185	80,3

Article	H/h, mm	Weight kg
0430009/310	310	102,4
0430009/305	305	101,4
0430009/300	300	100,5
0430009/295	295	99,5
0430009/290	290	98,5
0430009/285	285	97,5
0430009/280	280	96,5
0430009/275	275	95,6
0430009/270	270	94,6
0430009/265	265	93,6
0430009/260	260	92,6
0430009/255	255	91,6
0430009/250	250	90,6
0430009/245	245	89,6
0430009/240	240	88,5
0430009/235	235	87,5
0430009/230	230	86,5
0430009/225	225	85,5
0430009/220	220	84,5
0430009/215	215	83,4
0430009/210	210	82,4
0430009/205	205	81,4
0430009/200	200	80,4
0430009/195	195	79,4
0430009/190	190	78,3
0430009/185	185	77,3

Article	H/h, mm	Weight kg
0430009/310-305	310/305	102,0
0430009/305-300	305/300	101,0
0430009/300-295	300/295	100,0
0430009/295-290	295/290	99,0
0430009/290-285	290/285	98,1
0430009/285-280	285/280	97,1
0430009/280-275	280/275	96,1
0430009/275-270	275/270	95,1
0430009/270-265	270/265	94,1
0430009/265-260	265/260	93,2
0430009/260-255	260/255	92,2
0430009/255-250	255/250	91,2
0430009/250-245	250/245	90,1
0430009/245-240	245/240	89,1
0430009/240-235	240/235	88,1
0430009/235-230	235/230	87,1
0430009/230-225	230/225	86,1
0430009/225-220	225/220	85,0
0430009/220-215	220/215	84,0
0430009/215-210	215/210	83,0
0430009/210-205	210/205	82,0
0430009/205-200	205/200	81,0
0430009/200-195	200/195	79,9
0430009/195-190	195/190	78,9
0430009/190-185	190/185	77,9

1. Dimensions for reference
2. Delivery and packaging are carried out in accordance with the terms of the contract
3. The manufacturer reserves the right, without notice to the consumer, to make changes to the design of the products for improvement of their technological and operational parameters, which will not affect the quality and properties of the product
4. Deviation of the actual weight of the nominal can be up to 10%.

UNLESS OTHERWISE SPECIFIED: DIMENSIONS ARE IN MILLIMETERS		FINISH:		DEBURR AND BREAK SHARP EDGES		DO NOT SCALE DRAWING		REVISION A-01	
SURFACE FINISH: TOLERANCES: ISO 2768 - C								TITLE: Concrete Drain Channel Mega DN160 H310-185 with Cast Iron Grate E600	
LINEAR: ANGULAR:									
DRAWN	O. Kozhukh	SIGNATURE		DATE	03.10.2022	MATERIAL: Concrete, Cast Iron		WEIGHT: kg	
CHK'D	V. Kyselytsia					SCALE: 1:5		SHEET 1 OF 1	
APPV'D	I. Malynovskiy								
MFG									
Q.A									