
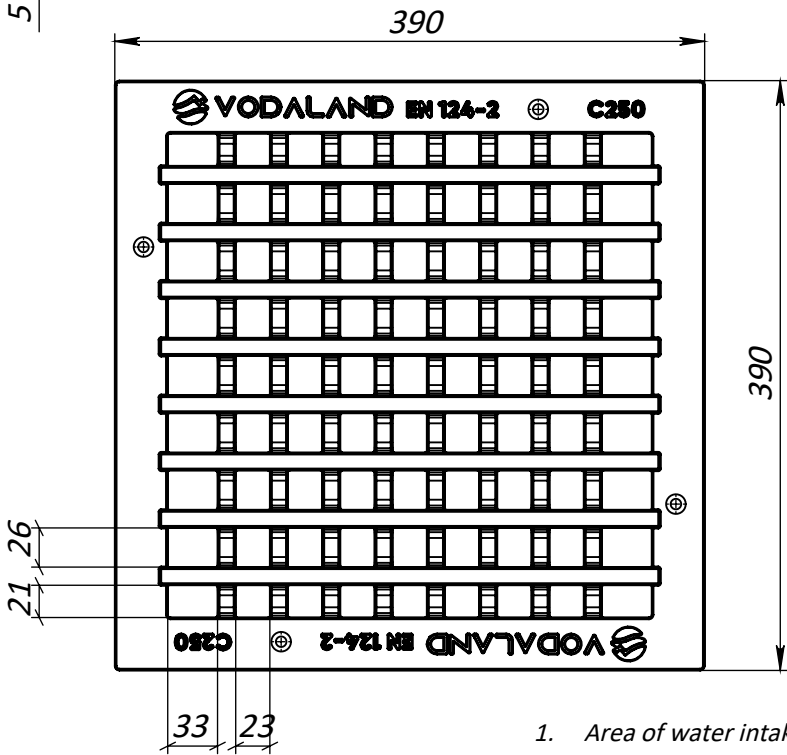
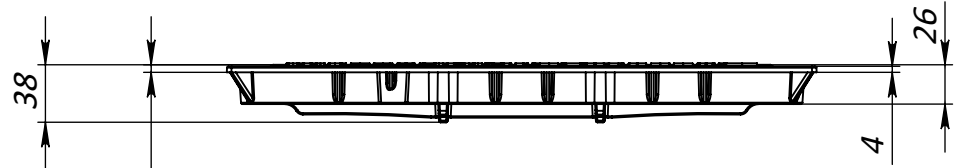


1. Deviation of the actual weight of the nominal can be up to 8%
2. \* - outer dimensions of exit outlets

UNLESS OTHERWISE SPECIFIED: DIMENSIONS ARE IN MILLIMETERS SURFACE FINISH: TOLERANCES: ISO 2768-c LINEAR: ANGULAR:			FINISH:		DO NOT SCALE DRAWING		REVISION		
					TITLE: Plastic catch basin Base 400x400 black with plastic basket				
DRAWN PSM			SIGNATURE		DATE 23.06.25		ARTICLE: 84701.9		
CHK'D PMK							A3		
APPV'D									
MFG									
Q.A					MATERIAL: Plastic		SCALE: 1:7		
					WEIGHT: 4.6 kg.		SHEET 1 OF 1		

6 5 4 3 2 1



1. Area of water intake slots 500.33 sq cm;
2. Deviation of the actual weight of the nominal can be up to 10%

UNLESS OTHERWISE SPECIFIED: DIMENSIONS ARE IN MILLIMETERS SURFACE FINISH: TOLERANCES: ISO 2768-c LINEAR: ANGULAR:				FINISH:		DO NOT SCALE DRAWING		REVISION	
						TITLE: Cast iron grate Base 400x400 mesh C250			
						Load class: C250			
				MATERIAL: Cast iron		Article: 34403		A4	
				WEIGHT: 8.58 kg		SCALE:1:5		SHEET 1 OF 1	

6 5 4 3 2 1

D  
C  
B  
A

D  
C  
B  
A