

1940

Primary Usage

Reference No.

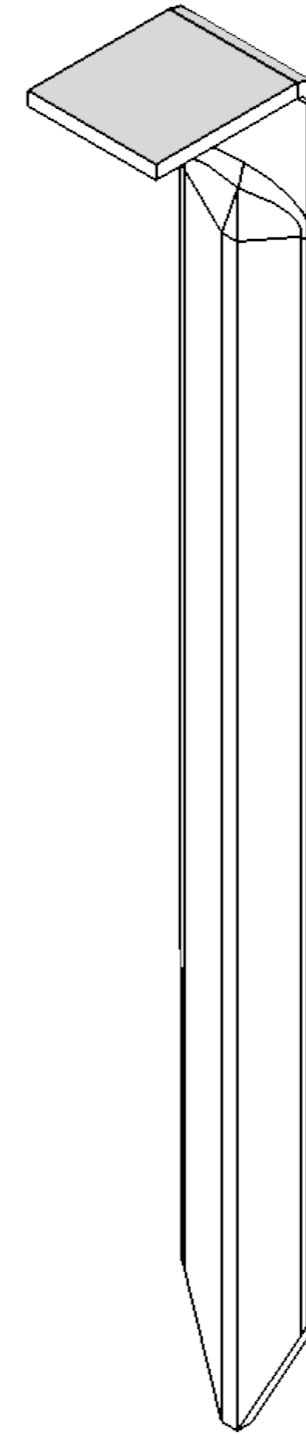

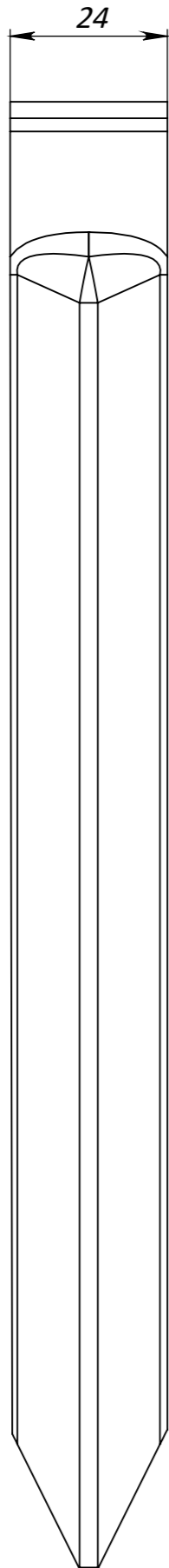
Sign. and date

Copy inv. No.

Repl. Inv. No.

Sign. and date

Orig. Inv. No.



									Art.	1940	
Galvanized Steel Edging Anchor											
									Let.	Weight	Scale
										0.07	1:2
									Sheet	Sheets 1	
									Material		
									Galvanized Steel		

