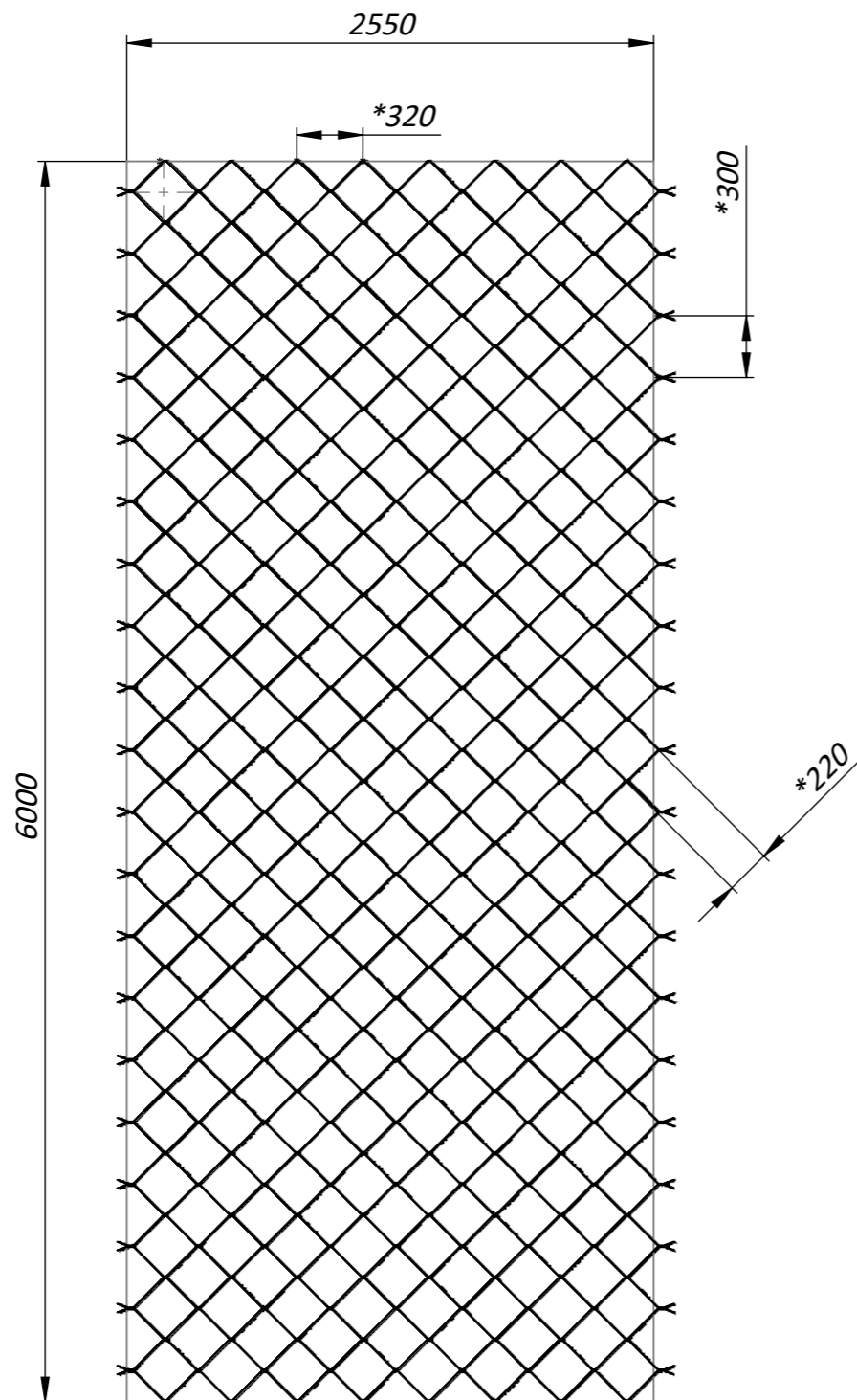
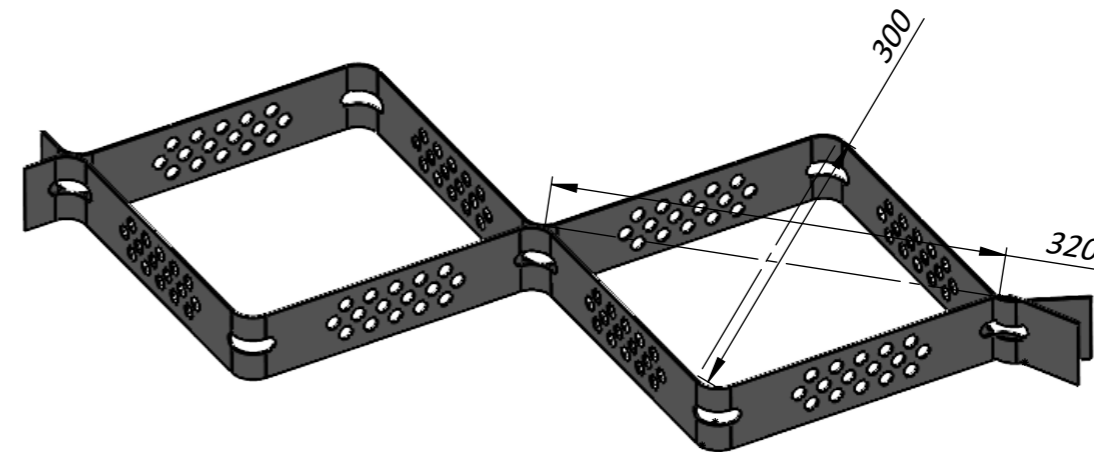



Top view of the mounted module



Isometric view of two cells



Top view of the packaged module in the transport position



1. \* Size for reference.
2. H17 / h17 ISO 286-2: 2010
3. The strength of the module elements in any direction of the force not less than 0.5 kN according to ISO 13426-1.
4. Estimated installation area of the deployed module is 164sqf / 15.3 m<sup>2</sup>.
5. Estimated area of commissions 0.516sqf / 0.04798 m<sup>2</sup>.
6. Number of cells 293 pcs.
7. Strip thickness 0,059" / 1.5 ± 0.2mm.
8. The deviation of the actual mass from the nominal can be up to 12%.

UNLESS OTHERWISE SPECIFIED: DIMENSIONS ARE IN MILLIMETERS SURFACE FINISH: TOLERANCES: LINEAR: ANGULAR:		FINISH:	DEBURR AND BREAK SHARP EDGES	DO NOT SCALE DRAWING	REVISION	A-01
NAME	SIGNATURE	DATE		TITLE: <b>Geocell 50mm</b>		
DRAWN m.kachanovskiy		2021-05-11				
CHK'D						
APPV'D		07.06.2021				
MFG						
Q.A			MATERIAL: HDPE	ARTICLE: 8750	A3	
			WEIGHT: 14,3 lb / 6,5 kg	SHEET 1 OF 1		