Technical liquid`s Tank TT-25 (S 1:25)

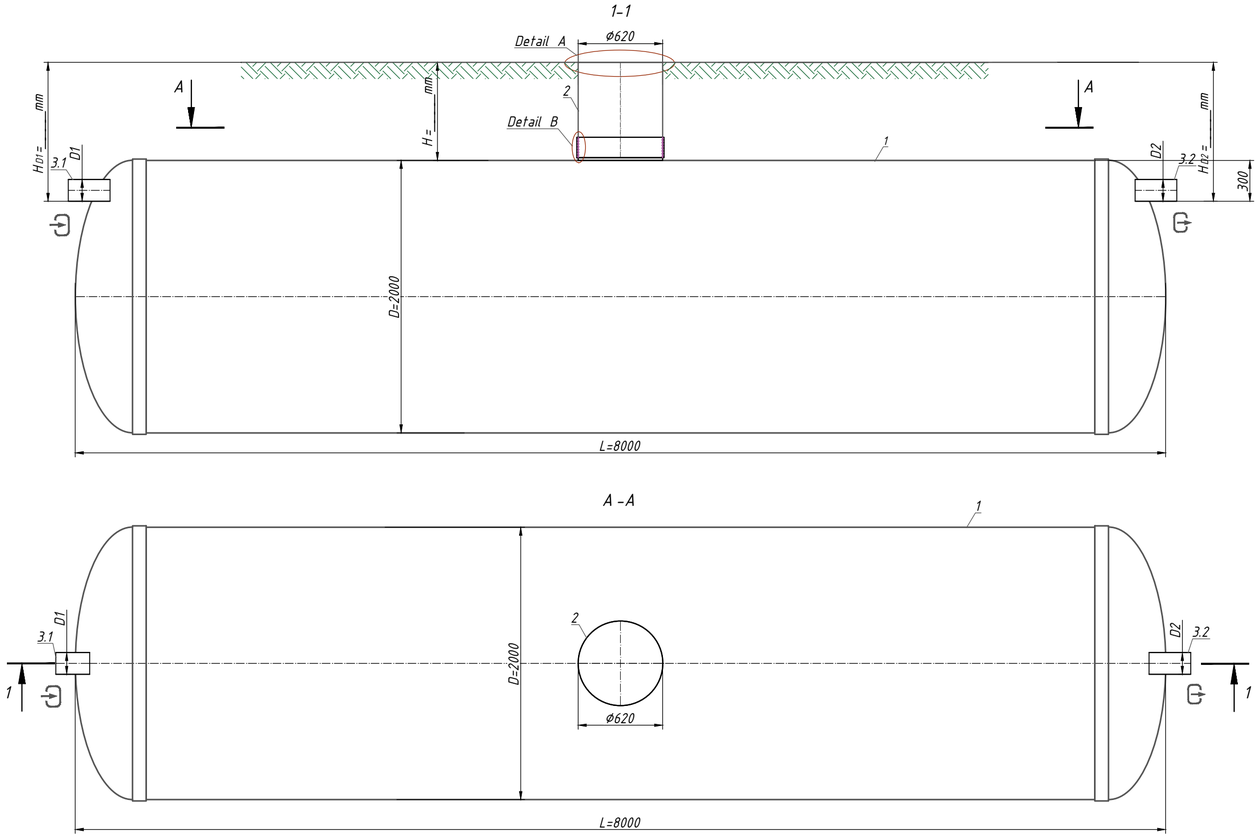

Note:
*H-depth of the inlet connection, mm (in standard equipment H up to 2000 mm). H take a multiple of 50mm.
When filling the manhole A.1-the overal height of the prodact is less than 200mm; A.2-the total height of the prodact is bigger than 100mm.
**The product is shipped according to Standard Equipment(Tabl.1), unless otherwise specified in the Additional (Tabl.2). The full configuration of the product is agreed with the manager.
***The manufacturer has the right to make constructive and pattern changes that do not worsen the characteristics of the product as a whole
Permissible deviation during production of products is 1-3%.

Additional Information:: _____

_____

_____.

A-Manhole dezign*

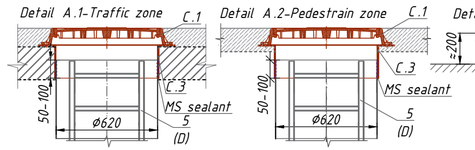

B-Fixing the manhole with the tank***

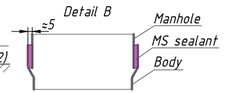

Specification of materials and equipment. Standard equipment ** (Tabl.1)

Pos.	Identification	Name	Q-ty	Mass pc. kg	Note
1	Vodaland	Technical liquid`s Tank Vodaland TankTechnical-25,volume 25m^3, horizontal, fiberglass, D=2000 mm L=8000 mm	1		compl.
2		Inspection manhole Ø620	1		compl.
3.1,3.2	D1-Inlet pipe D2-Outlet pipe	Pipe PVC SN4 Ø 160	2		compl.

**The product is shipped according to Standard Equipment(Tabl.1), unless otherwise specified in the Additional (Tabl.2)

Additional equipment (Tabl.2)

Pos.	Identification	Name			Note
A, B		D1-Inlet pipe/D2-Outlet pipe:			
	Pipework connection: D1, D2:	Socket end	☐	☐	
		Smooth end	☐	☐	
		An.:	☐	☐	
	Diameter D pipes D1,D2:	Ø90	☐	☐	
		Ø160	☐	☐	
		An.:	☐	☐	
C		Manhole design (see A.1, A.2)			
	C.1 Cover:	Garden plastic	☐		
		Load class A15	☐		
		Load class C250	☐		
		Load class D400	☐		
	C.2	Fiberglass coverØ620	☐		
	C.3 Fiberglass adaptor plate	Ø620, h=200мм	☐		
		None	☐		
		An.:_____	☐		
D	D.Universal ladder	Aluminum	☐		
		s/s	☐		
E	E.Fastening	Belt fastening	☐		
F	F.Ventilation	Vent.pipe PVC SN4 Ø110 with fungus	☐		
G	G.Additional equipment	An.:_____	☐		

Rev.	Q-ty	Sh.	№doc.	Sign.	Date

Stage	Sheet	Sheets

Technical liquid`s Tank TT-25

VODALAND

Format A3