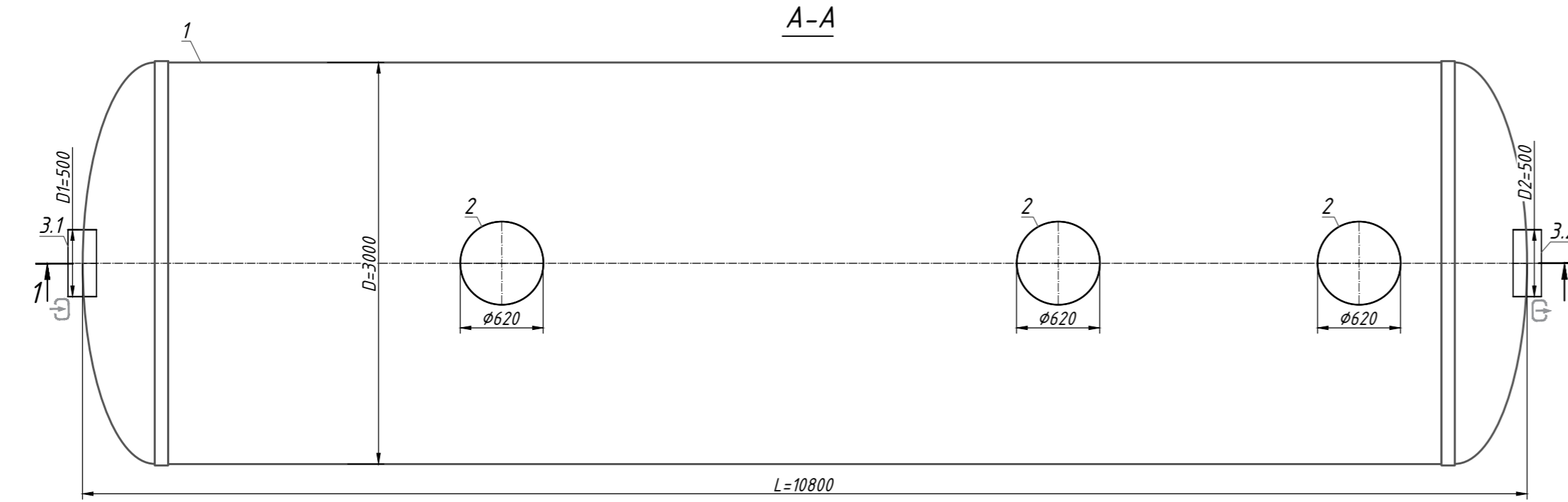
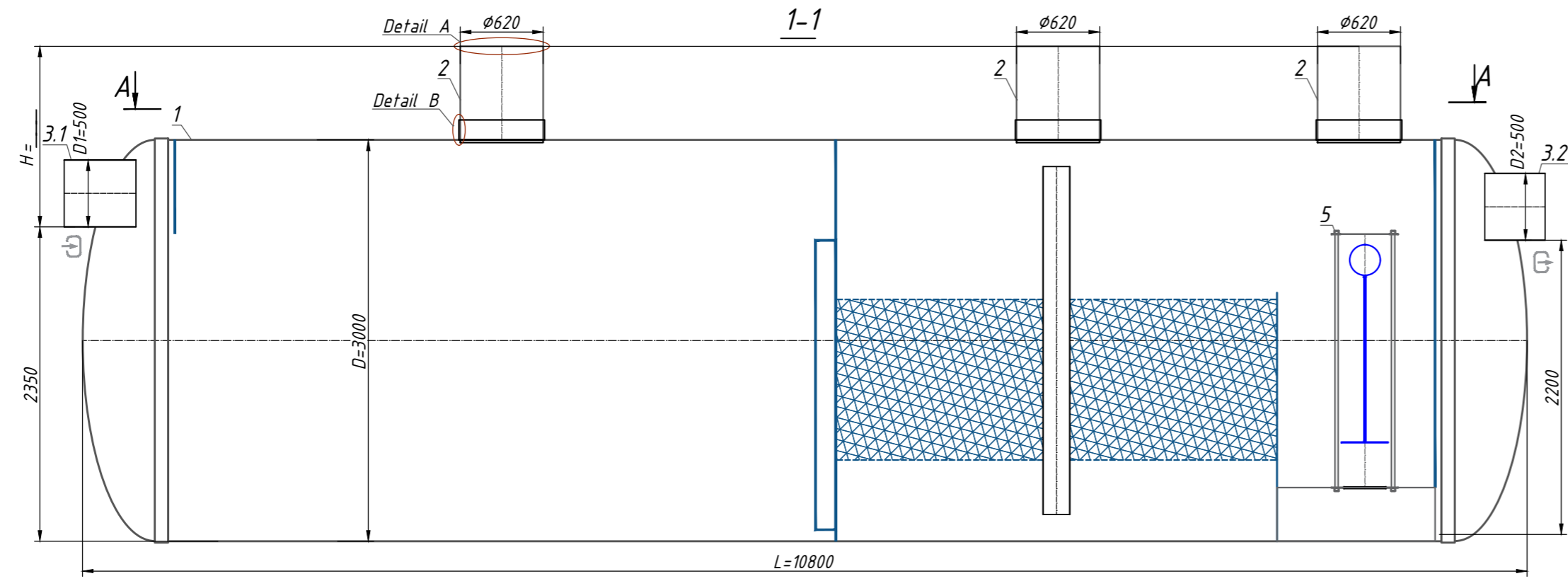


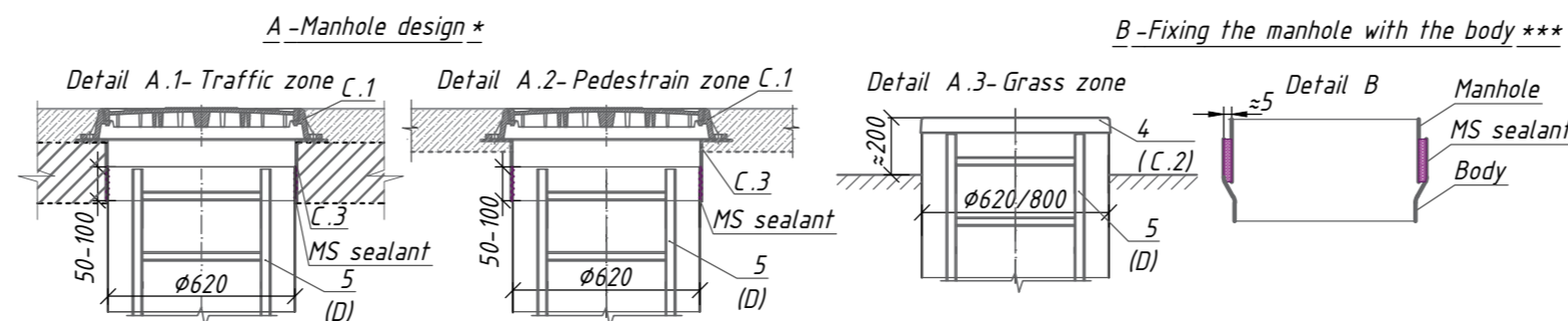
Oil Separator with sludge trap OilBaseH100-300 (S 1:40)



Note:

- *H-depth of the inlet connection, mm (in standard equipment H up to 2000 mm). H take a multiple of 50mm. When filling the manhole A.1-the overall height of the product is less than 200mm; A.2-the total height of the product is bigger than 100 mm.
- **The product is shipped according to Standard Equipment (Tabl. 1), unless otherwise specified in the Additional Equipment (Tabl. 2). The complete set of the product agrees with the manager.
- ***The product is shipped according to Standard Equipment (Tabl. 1), unless otherwise specified in the Additional (Tabl. 2) Permissible deviation during production of products is 1-3%.

Additional Information:



Specification of materials and equipment. Standard equipment ** (Tabl. 1)

| Pos. | Identification | Name | Q-tu | Mass ps.,kg | Note |
|---------|----------------|---|------|-------------|--------|
| 1 | Vodaland | Oil Separator with sludge trap Vodaland OilBaseH100-300, disch 300 l/s, fiberglass, D= 3000, L= 10800 | 1 | | compl. |
| 2 | | Inspection manhole Ø800 / 620 | 0/3 | | compl. |
| 3,1,3,2 | | For connection PVC SN4 Ø500 | 2 | | compl. |
| 4 | | Coalescent block | 1 | | compl. |
| 5 | | Automatic closure device | 1 | | compl. |
| | | Volume of light liquids | | 15000 | l |
| | | Volume of sludge trap | | 30000 | l |

**The product is shipped according to Standard Equipment (Tabl. 1), unless otherwise specified in the Additional Equipment (Tabl. 2)

Additional equipment (Tabl. 2)

| Pos. | Identification | Name | Note |
|------|-------------------------------|------------------------------------|--------------------------|
| A, B | | D1-Inlet / D2-Outlet: | |
| | A.For connection D1, D2: | PVC | <input type="checkbox"/> |
| | | PE100 | <input type="checkbox"/> |
| | | Corsis | <input type="checkbox"/> |
| | B.Diameter D1, D2: | D1 _____ / D2 _____ | <input type="checkbox"/> |
| | | Another: _____ | <input type="checkbox"/> |
| C | | Manhole design (see A.1, A.2, A.3) | |
| | C.1 Cover: | Garden plastic | <input type="checkbox"/> |
| | | Type "L" class A15 | <input type="checkbox"/> |
| | | Type "T" class C250 | <input type="checkbox"/> |
| | | Type "TM" class D400 | <input type="checkbox"/> |
| | C.2 Fiberglass cove: | Ø620 | <input type="checkbox"/> |
| | C.3 Fiberglass adaptor plate: | Ø620, h=200 mm | <input type="checkbox"/> |
| | | Another: _____ | <input type="checkbox"/> |
| D | D. Universal ladder | Aluminium | <input type="checkbox"/> |
| | | s/s | <input type="checkbox"/> |
| E | E. Fastening | Belt fastening for | <input type="checkbox"/> |
| H | H. Level sensor | Sludge | <input type="checkbox"/> |
| | | Oil | <input type="checkbox"/> |
| | | Another: _____ | <input type="checkbox"/> |

| Rev. | Q-tu | Sh. | Nºdoc. | Sign | Date | Stage | Sheet | Sheets |
|---|------|-----|--------|------|------|-------|-------|--------|
| | | | | | | | | |
| Oil Separator with sludge trap OilBaseH100-300 (OBH1-300) | | | | | | | | |